



ITA Vendor Performance Report

Note: All data contained in this report is current through October 15th, 2011, with subsequent adjustments by the vendor-providers, for students enrolled in ITA programs since July 1, 2009. This report is subject to periodic updates as more students graduate from their programs and seek or obtain employment, and as data is further shared by the vendor-providers.

Definitions of Terms used in this Report

Placed	The sum total of all students who, either while still within training, or within the 270 day window following training, were placed in a training-related job.
Not Placed	The sum total of all students who have exceeded the 270-day post-training window for creditable placement, and were not within that time frame placed in a training-related job.
Placement Rate	The percentage of all placed students over the sum total of placed and not-placed students.
Pending	This result means that no students have yet graduated from the program(s) and reached or exceeded the 270-day window for placement, so no score can yet be given to the provider in this category.
Below Threshold	This result means that more than 0, but less than 10 students, have graduated from the program(s) and reached or exceeded the 270-day window for placement; and since contracts with the ITA providers state that they will be reviewed once they have a pool of 10 students to be placed, no score can yet be given to the provider in this category.

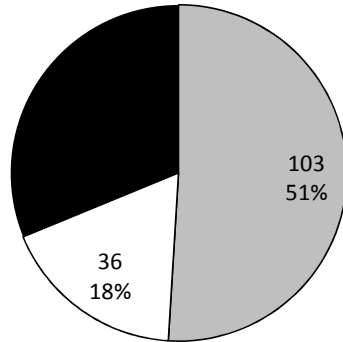
Summary of programs with reviewable placement rates

Note: All other programs at this time are either in pending (0 graduates at the 270-day mark) or below threshold (1 to 9 graduates at the 270-day mark) status and do not have placement rates eligible for review, accordingly.

Vendor	Program Name and Notes	Total Successful Graduates	Graduates at 270 Days	Graduates Placed within 270 Days	Graduates Not Placed within 270 Days	Placement Rate
CONCORDE CAREER INSTITUTE	Dental Assistants	16	10	8	2	80.00%
FLORIDA ATLANTIC UNIVERSITY	Executive Certificate in Project Management	90	77	66	11	85.71%
FLORIDA ATLANTIC UNIVERSITY	Project Management Professional (Certification)	20	15	13	2	86.67%
FLORIDA ATLANTIC UNIVERSITY	Six Sigma Green Belt	15	11	11	0	100.00%
PC PROFESSOR	Bundle of 9 (Computer Software Applications)	61	47	38	9	80.85%
ATLANTIC TECHNICAL CENTER	Practical Nursing	33	20	7	13	35.00%
FLORIDA ATLANTIC UNIVERSITY	Certificate in Human Resources Management	19	14	0	14	0.00%
PC PROFESSOR	MCDBA (IT Database Certification)	26	12	5	7	41.67%
PC PROFESSOR	MCSE (IT Networking Certification)	48	18	2	16	11.11%
SHERIDAN TECH CENTER	Air Conditioning, Refrigeration, Heating	14	10	0	10	0.00%
SHERIDAN TECH CENTER	Medical Coder/Biller	16	11	2	9	18.18%
The Academy of South Florida	CCNA	43	17	7	10	41.18%
The Academy of South Florida	MCTS/MCITP Server 2008	74	31	16	15	51.61%
The Academy of South Florida	NAP	74	41	7	34	17.07%

The highlighted programs are being recommended for suspension at this time.

ITA Report Card for The Academy of South Florida Cross-Program Performance since July 1, 2009



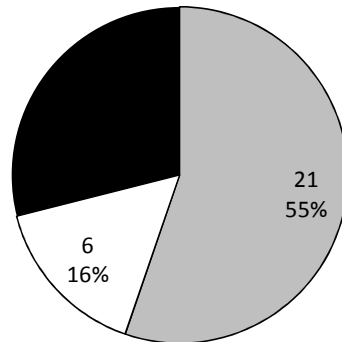
- Graduates inside 270 days
- Placed
- Not Placed

Performance Breakdown for The Academy of South Florida by Occupational Field of Study

Program Name/Info	Total Successful Graduates	Graduates at 270 Days	Graduates placed within 270 Days	Graduates not placed within 270 Days	Current Placement Rate
A+ Computer Tech	3	2	1	1	50% (Below Threshold)
Application Architect	1	1	0	1	0% (Below Threshold)
CCNA	43	17	7	10	41.18%
MCTS/MCITP Server 2008	74	31	16	15	51.61%
MOUS	7	7	5	2	71.43% (Below Threshold)
NAP	74	41	7	34	17.07%

	Graduates inside 270 days	Placed	Not Placed	Current Placement Rate
Total	103	36	63	36.36%

ITA Report Card for ATI Career Training Center Cross-Program Performance since July 1, 2009

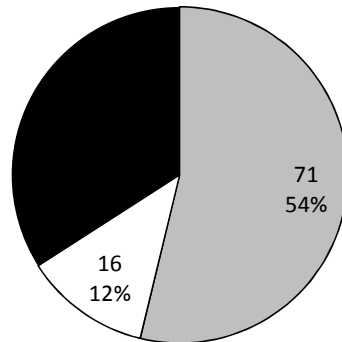


- Graduates inside 270 days
- Placed
- Not Placed

Performance Breakdown for ATI Career Training Center by Occupational Field of Study					
Program Name/Info	Total Successful Graduates	Graduates at 270 Days	Graduates placed within 270 Days	Graduates not placed within 270 Days	Current Placement Rate
Medical Administrative Assisting Technology	7	4	0	4	<i>0% (Below Threshold)</i>
Medical Assisting	5	1	0	1	<i>0% (Below Threshold)</i>
Network Systems Administrator (CCNA)	2	2	1	1	<i>50% (Below Threshold)</i>
Respiratory Therapy	3	1	0	1	<i>0% (Below Threshold)</i>
Automotive Service Technician (50 wks)	7	4	3	1	<i>75% (Below Threshold)</i>
Business Administration Technology	1	1	0	1	<i>0% (Below Threshold)</i>
A/C, Heating, Refrigeration, & Appliances	13	4	2	2	<i>50% (Below Threshold)</i>

	Graduates inside 270 days	Placed	Not Placed	Current Placement Rate
Total	21	6	11	35.29%

ITA Report Card for Atlantic Technical Center Cross-Program Performance since July 1, 2009



- Graduates inside 270 days
- Placed
- Not Placed

Performance Breakdown for Atlantic Technical Center by Occupational Field of Study

Program Name/Info	Total Successful Graduates	Graduates at 270 Days	Graduates placed within 270 Days	Graduates not placed within 270 Days	Current Placement Rate
Accounting Operations	10	4	1	3	25% (Below Threshold)
Administrative Assistant	3	1	0	1	0% (Below Threshold)
Architectural Drafting	2	0	0	0	Pending
Automotive Service Technology	2	1	0	1	0% (Below Threshold)
Business Computer Programming	1	0	0	0	Pending
Commercial Foods & Culinary Arts	7	3	0	3	0% (Below Threshold)
Dental Assisting	1	0	0	0	Pending
Electricity	5	2	0	2	0% (Below Threshold)
Health Unit Coordinator	12	7	1	6	14.29% (Below Threshold)
Heating, Air Conditioning Mechanics and Installers	15	8	3	5	37.5% (Below Threshold)
Licensed Practical and Vocational Nurses	33	20	7	13	35%
Machinists	3	2	1	1	50% (Below Threshold)
Medical Admin Specialist	6	0	0	0	Pending
Medical Coder/Biller	13	2	1	1	50% (Below Threshold)
Multi-Media Design Technology	13	8	0	8	0% (Below Threshold)
Network Support Services	3	2	1	1	50% (Below Threshold)
PC Support Specialists	2	0	0	0	Pending

Performance Breakdown for Atlantic Technical Center by Occupational Field of Study					
Program Name/Info	Total Successful Graduates	Graduates at 270 Days	Graduates placed within 270 Days	Graduates not placed within 270 Days	Current Placement Rate
Pharmacy Technicians	1	1	1	0	100% (Below Threshold)

	Graduates inside 270 days	Placed	Not Placed	Current Placement Rate
Total	71	16	45	26.23%

ITA Report Card for Broward College Cross-Program Performance since July 1, 2009



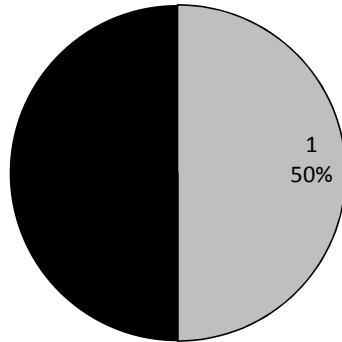
Performance Breakdown for Broward College by Occupational Field of Study

Program Name/Info	Total Successful Graduates	Graduates at 270 Days	Graduates placed within 270 Days	Graduates not placed within 270 Days	Current Placement Rate
Accounting	6	2	0	2	0% (Below Threshold)
Accounting Applications	6	0	0	0	Pending
Accounting Technology	10	0	0	0	Pending
Air Traffic Control	1	0	0	0	Pending
Aircraft Airframe Mechanic	2	1	1	0	100% (Below Threshold)
Airport Operations Management	2	0	0	0	Pending
Architectural Design & Construction	1	1	0	1	0% (Below Threshold)
Aviation Operations	1	0	0	0	Pending
Biomedical Engineers	3	1	0	1	0% (Below Threshold)
Building Construction Management	2	0	0	0	Pending
Business Administration	22	5	1	4	20% (Below Threshold)
Business Management	9	3	0	3	0% (Below Threshold)
Civil Engineering Technology	3	0	0	0	Pending
Computer Support Specialists	2	1	0	1	0% (Below Threshold)
Crime Scene Emphasis	2	1	0	1	0% (Below Threshold)
Criminal Justice Emphasis	2	0	0	0	Pending
Dental Assisting	1	0	0	0	Pending

Performance Breakdown for Broward College by Occupational Field of Study					
Program Name/Info	Total Successful Graduates	Graduates at 270 Days	Graduates placed within 270 Days	Graduates not placed within 270 Days	Current Placement Rate
Digital Multi-Media	2	0	0	0	Pending
E-Commerce	1	1	0	1	0% (Below Threshold)
Electrical Engineering	2	1	0	1	0% (Below Threshold)
Emergency Medical Services	1	0	0	0	Pending
Graphic Design	5	1	0	1	0% (Below Threshold)
Health Information Management	1	0	0	0	Pending
Health Services Management	1	0	0	0	Pending
Hospitality & Tourism Management	2	0	0	0	Pending
Industrial Management Technology	1	1	0	1	0% (Below Threshold)
Installing Photovoltaic Systems	1	1	0	1	0% (Below Threshold)
Legal Assistant	5	3	1	2	33.33% (Below Threshold)
Legal Office Specialization	1	0	0	0	Pending
LPN-RN Nursing Transition (Central Campus)	2	0	0	0	Pending
Marine Technology	2	0	0	0	Pending
Marketing Management	5	0	0	0	Pending
Medical Assistants	1	1	0	1	0% (Below Threshold)
Medical Office Management	3	0	0	0	Pending
Medical Records and Health Information Technician	1	0	0	0	Pending
Office Management Specialization	2	0	0	0	Pending
Opticianry	2	1	0	1	0% (Below Threshold)
Paralegal	4	0	0	0	Pending
Paramedic	2	0	0	0	Pending
Physical Therapy Assistants	8	2	1	1	50% (Below Threshold)
Radiation Therapy	1	0	0	0	Pending
Radiography	1	0	0	0	Pending
Registered Nurses	30	9	2	7	22.22% (Below Threshold)
Travel & Tourism Industry Management	1	0	0	0	Pending

	Graduates inside 270 days	Placed	Not Placed	Current Placement Rate
Total	127	6	30	16.67%

ITA Report Card for City College Cross-Program Performance since July 1, 2009



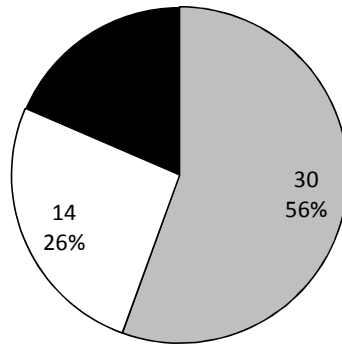
- Graduates inside 270 days
- Placed
- Not Placed

Performance Breakdown for City College by Occupational Field of Study

Program Name/Info	Total Successful Graduates	Graduates at 270 Days	Graduates placed within 270 Days	Graduates not placed within 270 Days	Current Placement Rate
Business Administration	2	1	0	1	<i>0% (Below Threshold)</i>

	Graduates inside 270 days	Placed	Not Placed	Current Placement Rate
Total	1	0	1	Below Threshold

ITA Report Card for Concorde Career Institute Cross-Program Performance since July 1, 2009

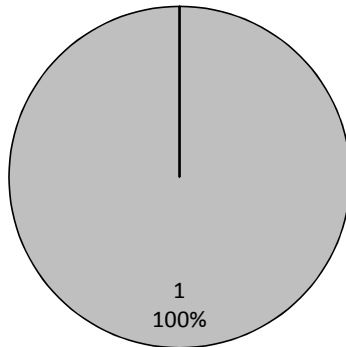


- Graduates inside 270 days
- Placed
- Not Placed

Performance Breakdown for Concorde Career Institute by Occupational Field of Study					
Program Name/Info	Total Successful Graduates	Graduates at 270 Days	Graduates placed within 270 Days	Graduates not placed within 270 Days	Current Placement Rate
Dental Assistants	16	10	8	2	80%
Insurance Coding Specialist	17	7	2	5	28.57% (Below Threshold)
Medical Assistants	14	4	2	2	50% (Below Threshold)
Surgical Technologists	7	3	2	1	66.67% (Below Threshold)

	Graduates inside 270 days	Placed	Not Placed	Current Placement Rate
Total	30	14	10	58.33%

ITA Report Card for Emergency & Investigative Educational Institute Cross-Program Performance since July 1, 2009



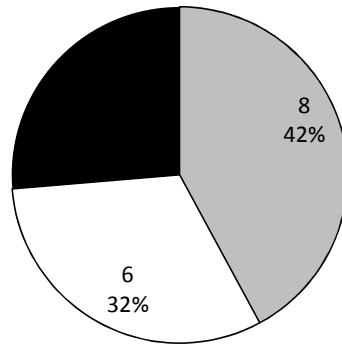
- Graduates inside 270 days
- Placed
- Not Placed

Performance Breakdown for EIEI by Occupational Field of Study

Program Name/Info	Total Successful Graduates	Graduates at 270 Days	Graduates placed within 270 Days	Graduates not placed within 270 Days	Current Placement Rate
Paramedic	1	0	0	0	<i>Pending</i>

	Graduates inside 270 days	Placed	Not Placed	Current Placement Rate
Total	1	0	0	Pending

ITA Report Card for Everest University Cross-Program Performance since July 1, 2009



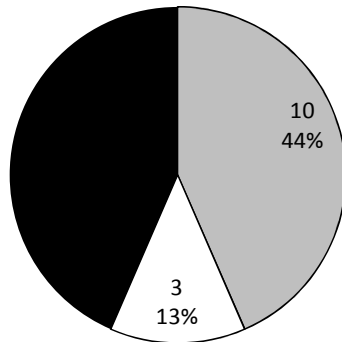
- Graduates inside 270 days
- Placed
- Not Placed

Performance Breakdown for Everest by Occupational Field of Study

Program Name/Info	Total Successful Graduates	Graduates at 270 Days	Graduates placed within 270 Days	Graduates not placed within 270 Days	Current Placement Rate
Medical Assisting	9	2	2	0	100% (Below Threshold)
Pharmacy Technicians	8	7	4	3	57.14% (Below Threshold)
Criminal Justice	2	2	0	2	0% (Below Threshold)

	Graduates inside 270 days	Placed	Not Placed	Current Placement Rate
Total	8	6	5	54.55%

ITA Report Card for Fast Train Cross-Program Performance since July 1, 2009



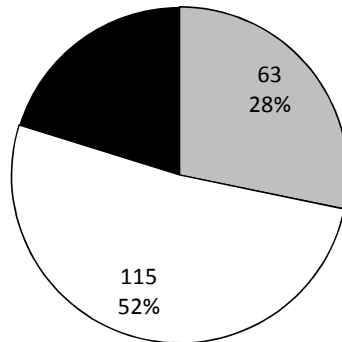
- Graduates inside 270 days
- Placed
- Not Placed

Performance Breakdown for Fast Train by Occupational Field of Study

Program Name/Info	Total Successful Graduates	Graduates at 270 Days	Graduates placed within 270 Days	Graduates not placed within 270 Days	Current Placement Rate
Computer Repair Technician (A+/N+)	16	9	2	7	<i>22.22% (Below Threshold)</i>
Medical Coding Professional	3	1	0	1	<i>0% (Below Threshold)</i>
Network Professional	4	3	1	2	<i>33.33% (Below Threshold)</i>

	Graduates inside 270 days	Placed	Not Placed	Current Placement Rate
Total	10	3	10	23.08%

ITA Report Card for Florida Atlantic University Cross-Program Performance since July 1, 2009



- Graduates inside 270 days
- Placed
- Not Placed

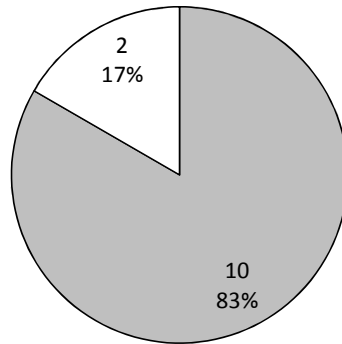
Performance Breakdown for FAU by Occupational Field of Study

Program Name/Info	Total Successful Graduates	Graduates at 270 Days	Graduates placed within 270 Days	Graduates not placed within 270 Days	Current Placement Rate
Business Management	1	1	0	1	0% (Below Threshold)
Cert in HRM	19	14	0	14	0%
Certificate in Business Planning	3	0	0	0	Pending
Certified Financial Planner	8	4	0	4	0% (Below Threshold)
Certified Medical Business Mgmt	5	2	0	2	0% (Below Threshold)
Computer Information Systems	1	1	0	1	0% (Below Threshold)
Exec. Certificate in Project Mgmt. with Six Sigma	5	1	1	0	100% (Below Threshold)
Executive Cert in PM	90	77	66	11	85.71%
Financial and Cost Accounting Program	1	1	1	0	100% (Below Threshold)
Financial Management	1	1	1	0	100% (Below Threshold)
Intro to Proj. Mgmt - Exec. Cert. in Proj. Mgmt	1	1	1	0	100% (Below Threshold)
Intro to Project Mgmt	1	0	0	0	Pending
Legal Assistant	6	2	0	2	0% (Below Threshold)
Marketing Management	4	4	4	0	100% (Below Threshold)
Meeting and Events Mgmt	3	1	1	0	100% (Below Threshold)
Paralegal	13	3	1	2	33.33% (Below Threshold)
PMP	20	15	13	2	86.67%

Performance Breakdown for FAU by Occupational Field of Study					
Program Name/Info	Total Successful Graduates	Graduates at 270 Days	Graduates placed within 270 Days	Graduates not placed within 270 Days	Current Placement Rate
PMP - 3 days	1	1	1	0	100% (Below Threshold)
PMP - 5 days	8	8	8	0	100% (Below Threshold)
Professional Supply Mgmt	3	2	0	2	0% (Below Threshold)
Sales & Marketing Management	1	0	0	0	Pending
SHRM	6	4	2	2	50% (Below Threshold)
Six Sigma Black Belt	4	4	2	2	50% (Below Threshold)
Six Sigma Green Belt	15	11	11	0	100%
Six Sigma GREEN thru BLACK Belt Program ONLINE	3	2	2	0	100% (Below Threshold)

	Graduates inside 270 days	Placed	Not Placed	Current Placement Rate
Total	63	115	45	71.88%

ITA Report Card for Florida Medical Training Institute Cross-Program Performance since July 1, 2009



- Graduates inside 270 days
- Placed
- Not Placed

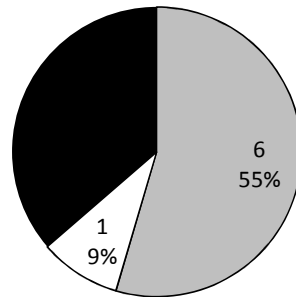
Performance Breakdown for Florida Medical Training Institute by Occupational Field of Study

Program Name/Info	Total Successful Graduates	Graduates at 270 Days	Graduates placed within 270 Days	Graduates not placed within 270 Days	Current Placement Rate
EKG & Phlebotomy	11	4	0	N/A	<i>0% (Below Threshold)</i>
Paramedic	9	6	2	N/A	<i>33.33% (Below Threshold)</i>

	Graduates inside 270 days	Placed	Not Placed	Current Placement Rate
Total	10	2	0	Below Threshold

ITA Report Card for the International School of Health, Beauty, & Technology

Cross-Program Performance since July 1, 2009



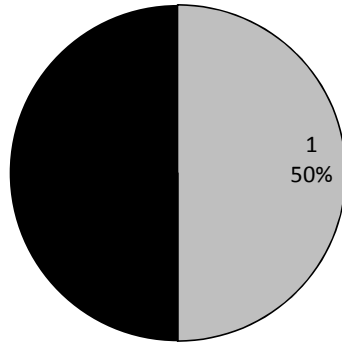
- Graduates inside 270 days
- Placed
- Not Placed

Performance Breakdown for ISHBT by Occupational Field of Study

Program Name/Info	Total Successful Graduates	Graduates at 270 Days	Graduates placed within 270 Days	Graduates not placed within 270 Days	Current Placement Rate
Dental Assistants	2	2	1	1	50% (Below Threshold)
Medical Assisting	5	1	0	1	0% (Below Threshold)
Medical Coding and Billing Specialist	4	2	0	2	0% (Below Threshold)

	Graduates inside 270 days	Placed	Not Placed	Current Placement Rate
Total	6	1	4	Below Threshold

ITA Report Card for Keiser College Cross-Program Performance since July 1, 2009



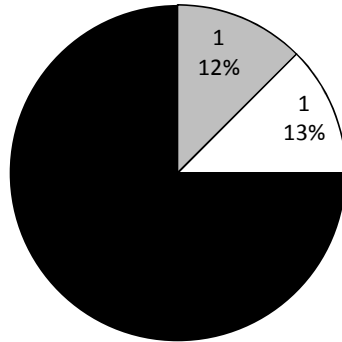
- Graduates inside 270 days
- Placed
- Not Placed

Performance Breakdown for Keiser by Occupational Field of Study

Program Name/Info	Total Successful Graduates	Graduates at 270 Days	Graduates placed within 270 Days	Graduates not placed within 270 Days	Current Placement Rate
Medical Assistants	1	1	0	1	<i>0% (Below Threshold)</i>
Medical Billing and Coding	1	0	0	0	<i>Pending</i>

	Graduates inside 270 days	Placed	Not Placed	Current Placement Rate
Total	1	0	1	Below Threshold

ITA Report Card for Management Resources Institute Cross-Program Performance since July 1, 2009



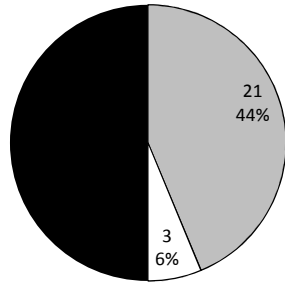
- Graduates inside 270 days
- Placed
- Not Placed

Performance Breakdown for Management Resources Institute by Occupational Field of Study

Program Name/Info	Total Successful Graduates	Graduates at 270 Days	Graduates placed within 270 Days	Graduates not placed within 270 Days	Current Placement Rate
Accounting & Business Technology Program	2	2	1	1	<i>50% (Below Threshold)</i>
Medical Billing Technology	6	5	0	5	<i>0% (Below Threshold)</i>

	Graduates inside 270 days	Placed	Not Placed	Current Placement Rate
Total	1	1	6	Below Threshold

**ITA Report Card for McFatter Technical Center
Cross-Program Performance since July 1, 2009**



- Graduates inside 270 days
- Placed
- Not Placed

Performance Breakdown for McFatter by Occupational Field of Study

Program Name/Info	Total Successful Graduates	Graduates at 270 Days	Graduates placed within 270 Days	Graduates not placed within 270 Days	Current Placement Rate
Architectural Drafting	1	0	0	0	<i>Pending</i>
Automotive Service Technology	5	2	1	1	<i>50% (Below Threshold)</i>
Broward Fire Academy	8	7	0	7	<i>0% (Below Threshold)</i>
Commercial Foods & Culinary Arts	11	6	2	4	<i>33.33% (Below Threshold)</i>
Drafting	1	0	0	0	<i>Pending</i>
Electronics Engineering Technicians	1	1	0	1	<i>0% (Below Threshold)</i>
Emergency Medical Technicians and Paramedics	4	4	0	4	<i>0% (Below Threshold)</i>
Health Unit Coordinator	1	0	0	0	<i>Pending</i>
Marine Service Technician	1	1	0	1	<i>0% (Below Threshold)</i>
Medical Assistants	5	1	0	1	<i>0% (Below Threshold)</i>
Multi-Media Design Technology	4	1	0	1	<i>0% (Below Threshold)</i>
Pharmacy Technicians	4	3	0	3	<i>0% (Below Threshold)</i>
Welders, Cutters, and Welder Fitters	2	1	0	1	<i>0% (Below Threshold)</i>

	Graduates inside 270 days	Placed	Not Placed	Current Placement Rate
Total	21	3	24	11.11%

ITA Report Card for Med-Life Institute Cross-Program Performance since July 1, 2009



Performance Breakdown for Med-Life by Occupational Field of Study

Program Name/Info	Total Successful Graduates	Graduates at 270 Days	Graduates placed within 270 Days	Graduates not placed within 270 Days	Current Placement Rate
LPN Review / Prep Course	3	1	0	1	0% (Below Threshold)
Substance Abuse Counselor	22	5	1	4	20% (Below Threshold)

	Graduates inside 270 days	Placed	Not Placed	Current Placement Rate
Total	19	1	5	Below Threshold

ITA Report Card for MedVance Cross-Program Performance since July 1, 2009

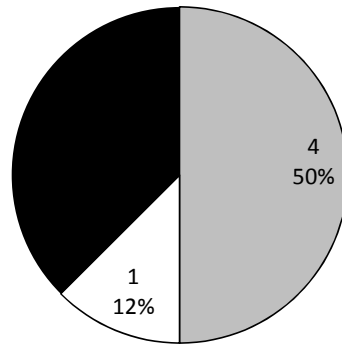


Performance Breakdown for MedVance by Occupational Field of Study

Program Name/Info	Total Successful Graduates	Graduates at 270 Days	Graduates placed within 270 Days	Graduates not placed within 270 Days	Current Placement Rate
Medical Assisting	10	1	0	1	0% (Below Threshold)
Medical Coding Specialists	13	6	1	5	16.67% (Below Threshold)
Pharmacy Technicians	1	0	0	0	Pending
Radiology Tech	1	0	0	0	Pending
Surgical Technologists	3	1	0	1	0% (Below Threshold)

	Graduates inside 270 days	Placed	Not Placed	Current Placement Rate
Total	20	1	7	Below Threshold

ITA Report Card for Miami-Dade College Cross-Program Performance since July 1, 2009



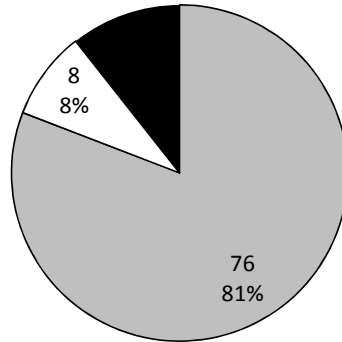
- Graduates inside 270 days
- Placed
- Not Placed

Performance Breakdown for MDC by Occupational Field of Study

Program Name/Info	Total Successful Graduates	Graduates at 270 Days	Graduates placed within 270 Days	Graduates not placed within 270 Days	Current Placement Rate
Dental Hygienist	1	0	0	0	<i>Pending</i>
Licensed Practical and Vocational Nurses	1	0	0	0	<i>Pending</i>
Registered Nurses	6	4	1	3	<i>25% (Below Threshold)</i>

	Graduates inside 270 days	Placed	Not Placed	Current Placement Rate
Total	4	1	3	Below Threshold

ITA Report Card for New Horizons Computer Learning Center Cross-Program Performance since July 1, 2009



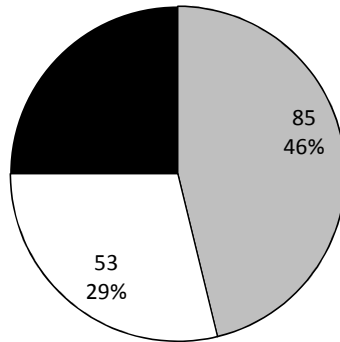
- Graduates inside 270 days
- Placed
- Not Placed

Performance Breakdown for New Horizons by Occupational Field of Study

Program Name/Info	Total Successful Graduates	Graduates at 270 Days	Graduates placed within 270 Days	Graduates not placed within 270 Days	Current Placement Rate
Cisco (CCNA) Preparatory	7	2	2	0	100% (Below Threshold)
Help Desk	18	7	1	6	14.29% (Below Threshold)
MCTS Windows 7 Configuration	5	1	0	1	0% (Below Threshold)
MCTS Windows Server 2008	64	8	5	3	62.5% (Below Threshold)

	Graduates inside 270 days	Placed	Not Placed	Current Placement Rate
Total	76	8	10	44.44%

ITA Report Card for PC Professor Cross-Program Performance since July 1, 2009



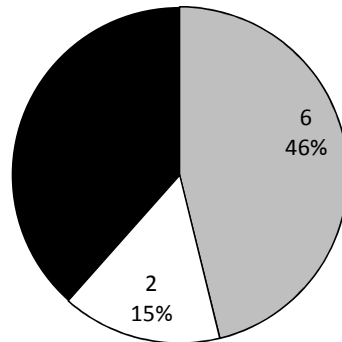
- Graduates inside 270 days
- Placed
- Not Placed

Performance Breakdown for PC Professor by Occupational Field of Study

Program Name/Info	Total Successful Graduates	Graduates at 270 Days	Graduates placed within 270 Days	Graduates not placed within 270 Days	Current Placement Rate
Bundle of 3 (Computer Software Applications)	2	2	2	0	100% (Below Threshold)
Bundle of 5 (Computer Software Applications)	6	5	3	2	60% (Below Threshold)
Bundle of 9 (Computer Software Applications)	61	47	38	9	80.85%
MCDBA	26	12	5	7	41.67%
MCSD	17	4	1	3	25% (Below Threshold)
MCSE	48	18	2	16	11.11%
N+/CCNA	14	5	2	3	40% (Below Threshold)
NAP	1	0	0	0	Pending
Technical Repair (A+)	9	6	0	6	0% (Below Threshold)

	Graduates inside 270 days	Placed	Not Placed	Current Placement Rate
Total	85	53	46	53.54%

ITA Report Card for Private Investigator Training Institute Cross-Program Performance since July 1, 2009



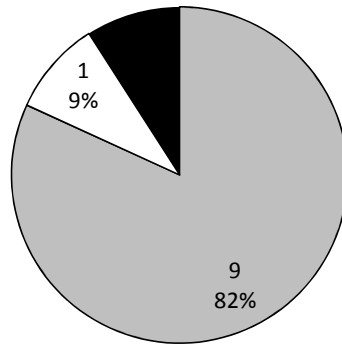
- Graduates inside 270 days
- Placed
- Not Placed

Performance Breakdown for PITI by Occupational Field of Study

Program Name/Info	Total Successful Graduates	Graduates at 270 Days	Graduates placed within 270 Days	Graduates not placed within 270 Days	Current Placement Rate
Private Detectives and Investigators	13	7	2	5	28.57% (<i>Below Threshold</i>)

	Graduates inside 270 days	Placed	Not Placed	Current Placement Rate
Total	6	2	5	Below Threshold

ITA Report Card for Progressive Training Centers Cross-Program Performance since July 1, 2009



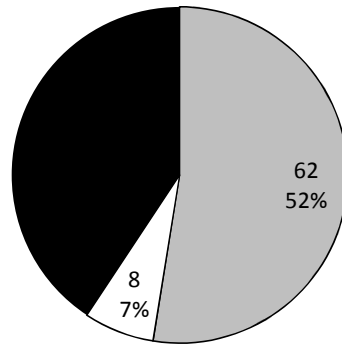
- Graduates inside 270 days
- Placed
- Not Placed

Performance Breakdown for Progressive Training Centers by Occupational Field of Study

Program Name/Info	Total Successful Graduates	Graduates at 270 Days	Graduates placed within 270 Days	Graduates not placed within 270 Days	Current Placement Rate
Medical Assistant	11	2	1	1	50% (Below Threshold)

	Graduates inside 270 days	Placed	Not Placed	Current Placement Rate
Total	9	1	1	Below Threshold

ITA Report Card for Sheridan Technical Center Cross-Program Performance since July 1, 2009



- Graduates inside 270 days
- Placed
- Not Placed

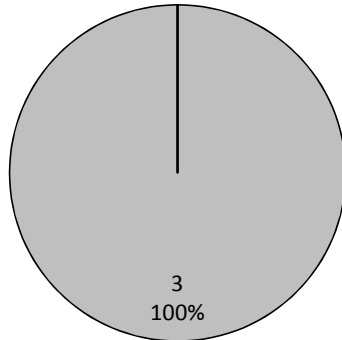
Performance Breakdown for Sheridan Tech by Occupational Field of Study

Program Name/Info	Total Successful Graduates	Graduates at 270 Days	Graduates placed within 270 Days	Graduates not placed within 270 Days	Current Placement Rate
Accounting Operations	4	2	0	2	0% (Below Threshold)
Administrative Assisting	1	0	0	0	Pending
Automotive Service Technology	4	2	0	2	0% (Below Threshold)
Business Supervisor & Management	5	2	0	2	0% (Below Threshold)
Commercial Foods & Culinary Arts	4	2	0	2	0% (Below Threshold)
Computer Systems Technician	1	0	0	0	Pending
Drafting	4	1	0	1	0% (Below Threshold)
Health Unit Coordinator	8	5	0	5	0% (Below Threshold)
Heating, Air Conditioning Mechanics and Installers	14	10	0	10	0%
Legal Admin Specialist	2	0	0	0	Pending
Practical Nursing	18	5	1	4	20% (Below Threshold)
Medical Assistants	15	7	2	5	28.57% (Below Threshold)
Medical Coder/Biller	16	11	2	9	18.18%
Medical Lab Technology	4	2	1	1	50% (Below Threshold)
Multi-Media Design Technology	4	2	0	2	0% (Below Threshold)
Network Systems Admin (MCSA)	3	0	0	0	Pending
Network Support Services (CISCO CCNA)	1	0	0	0	Pending

Performance Breakdown for Sheridan Tech by Occupational Field of Study					
Program Name/Info	Total Successful Graduates	Graduates at 270 Days	Graduates placed within 270 Days	Graduates not placed within 270 Days	Current Placement Rate
Surgical Technologists	5	4	2	2	50% (Below Threshold)
Web Design	5	1	0	1	0% (Below Threshold)

	Graduates inside 270 days	Placed	Not Placed	Current Placement Rate
Total	62	8	48	14.29%

ITA Report Card for South Florida Career Institute Cross-Program Performance since July 1, 2009



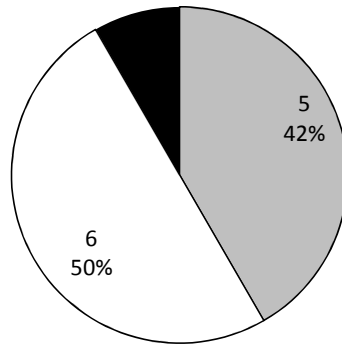
- Graduates inside 270 days
- Placed
- Not Placed

Performance Breakdown for South Florida Career Institute by Occupational Field of Study

Program Name/Info	Total Successful Graduates	Graduates at 270 Days	Graduates placed within 270 Days	Graduates not placed within 270 Days	Current Placement Rate
NCLEX Exam Review for RN/LPNs for Graduates	3	0	0	0	<i>Pending</i>

	Graduates inside 270 days	Placed	Not Placed	Current Placement Rate
Total	3	0	0	Pending

ITA Report Card for Sullivan & Cogliano Cross-Program Performance since July 1, 2009



- Graduates inside 270 days
- Placed
- Not Placed

Performance Breakdown for Sullivan & Cogliano by Occupational Field of Study

Program Name/Info	Total Successful Graduates	Graduates at 270 Days	Graduates placed within 270 Days	Graduates not placed within 270 Days	Current Placement Rate
CCNA/A+/Network +	1	0	0	0	<i>Pending</i>
MCSA/A+/Network +	1	0	0	0	<i>Pending</i>
Medical Office Assistant	2	0	0	0	<i>Pending</i>
MCSE/A+/Network+	1	1	0	1	<i>0% (Below Threshold)</i>
Office Professional	7	6	6	0	<i>100% (Below Threshold)</i>

	Graduates inside 270 days	Placed	Not Placed	Current Placement Rate
Total	5	6	1	Below Threshold